

## MYWAY 110X100

<b>Insulation class</b>	Class I
<b>Beam angle</b>	74°
<b>Mounting</b>	Wall surface
<b>Lamps description</b>	Mid-Power Led: 5W - 42l lm ≠ FIXT 188 lm - 2700K/CRI 80 - 100-240V
<b>Environment</b>	Indoor, Outdoor
<b>Notes</b>	We recommend using a connection system with a degree of protection greater than or equal to the degree of protection of the luminaire.

**Technical description** Aluminum die-cast body EN AB-47100 (low copper content). High-resistance coating: after a sandblasting treatment of all components to make the surface porous and ensure a greater adhesion of the paint, the external coating is applied with a double layer with epoxy powders according to the QUALICOAT standard. The first layer of epoxy powder gives chemical and mechanical resistance, the second finishing layer of polyester powder ensures resistance to UV rays and atmospheric agents. The painted surfaces are treated with alkaline and acidic washes, then rinsed with demineralized water, subjected to a chemical conversion treatment to protect against oxidation. Frosted polycarbonate diffuser, UV-stabilised, glued to the head of the product to ensure a watertight seal.



### MyWay 110x100

designed by Piero Lissoni

Luminaire for outdoor use for built-in installation on the wall with LED light source. Integrated 110/240V power source. Supplied with a 120 mm section of outgoing neoprene cable and IP67 cable connection system.

● F4350001	White
● F4350006	Grey
● F4350033	Anthracite
● F4350030	Black
● F4350018	Deep Brown

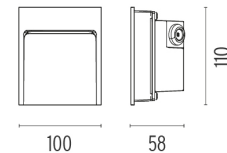
### ELECTRICAL

<b>Transformer type</b>	Electronic
<b>Transformer availability</b>	Included
<b>Transformer mounting</b>	Integral
<b>Emergency</b>	Without
<b>Voltage (V)</b>	100/240

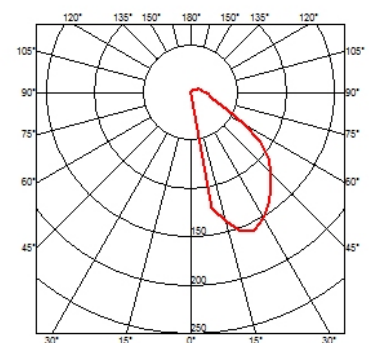
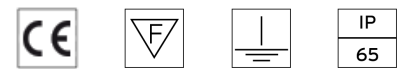
### PHYSICAL

<b>Aiming</b>	Fixed
<b>Weight (kg)</b>	0,52
<b>Number of heads</b>	1

### DIMENSIONS



### CERTIFICATIONS





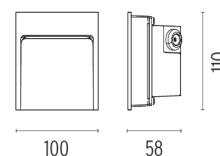
## MyWay 110x100

designed by Piero Lissoni

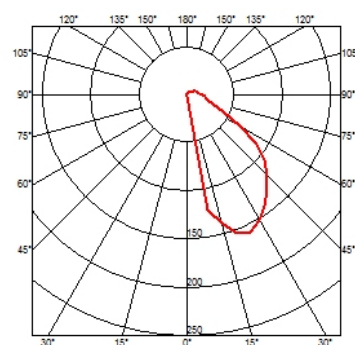
Luminaire for outdoor use for built-in installation on the wall with LED light source. Integrated 110/240V power source. Supplied with a 120 mm section of outgoing neoprene cable and IP67 cable connection system.

- F4350001 White
- F4350006 Grey
- F4350033 Anthracite
- F4350030 Black
- F4350018 Deep Brown

## DIMENSIONS



## CERTIFICATIONS



## MyWay 110x100 .Accessories

### Electrical



F990C00A000

**2 way terminal block 3 poles IP68**

7-12 mm cables

## My Way 110x100 .Accessories

### Mounting



○ F4301000

### Remote Housing



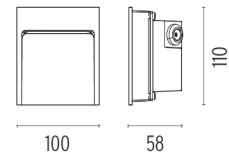
### My Way 110x100

designed by Piero Lissoni

Luminaire for outdoor use for built-in installation on the wall with LED light source. Integrated 110/240V power source. Supplied with a 120 mm section of outgoing neoprene cable and IP67 cable connection system.

- F4350001 White
- F4350006 Grey
- F4350033 Anthracite
- F4350030 Black
- F4350018 Deep Brown

### DIMENSIONS



## My Way 110x100 .Lamps



### Mid-Power LED

**Lamp category:**  
LED

**Socket:**  
Special base

**Lamp type:**  
Power LED

### CERTIFICATIONS

