



2 Flo Bedside
3 Flo Desk
4 Flo Lounge
5 Flo Floor

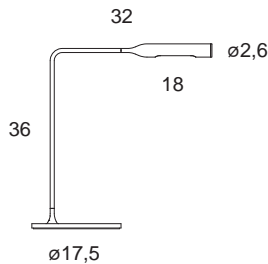
6 Flo Grommet F46
7 Flo Grommet F20
8 Flo Clamp

Flo Bedside

Designer

Foster + Partners - 2011

LED lights for bedside, in varnish coated aluminium and steel. Its head rotates by 300° for direct lighting, arms pivot on their bases by 120°. LED 3W by Citizen® 3.000° K, which you can switch on with one click for full light intensity, with two clicks for half light intensity. The maximum energy absorption is 5W.



Denominazione - Name - Name **Flo Bedside (cod. 950)**

Certificazioni - Certificates - Prüfzeichen **CE**

Normative - Norms - Normen **EN 60-598-1 (CEI 34-21)**

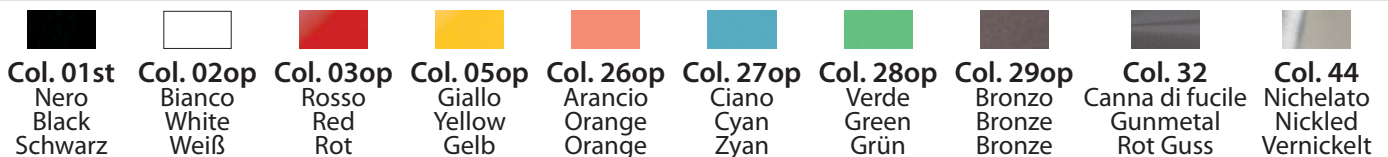
Fonte luminosa - Light sources - Leuchtmittel **1 x Citizen® 3W • LED 3000°K • 250 lm • Ra85**

Versioni - Available - Versionen **230V (Europe) - 120V (USA - Japan) - 240V (England)**
(fittings come with appropriate plug feeder)

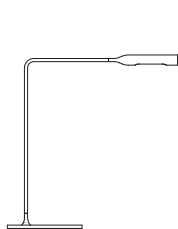
Classe di isolamento - Insulation Class - Isolierungsklasse **III**

Classe di protezione - Protection Class - Protektionsgrad **IP20**

Imballo - Packaging - Verpackung **0,013m³ - 2,35Kg**



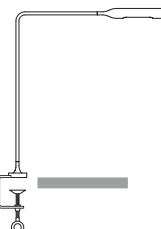
st: soft touch paint - op: mat paint



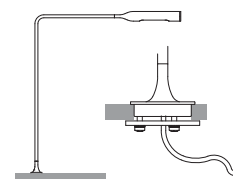
Cod. 940
Flo Desk



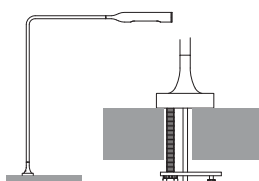
Cod. 945
Flo Floor




Cod. 955
Flo Clamp



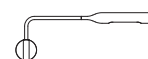
Cod. 960
Flo Grommet F46



Cod. 962
Flo Grommet F20



Cod. 971
Flo Lounge



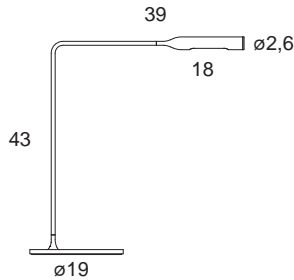
Cod. 975 - 976
Flo Wall

Flo Desk

Designer

Foster + Partners - 2011

LED lights for desk, in varnish coated aluminium and steel. Its head rotates by 300° for direct lighting, arms pivot on their bases by 120°. LED 6W by Citizen® 3.000° K, which you can switch on with one click for full light intensity, with two clicks for half light intensity. The maximum energy absorption is 8W.



Denominazione - Name - Name **Flo Desk (cod. 940)**

Certificazioni - Certificates - Prüfzeichen **CE**

Normative - Norms - Normen **EN 60-598-1 (CEI 34-21)**

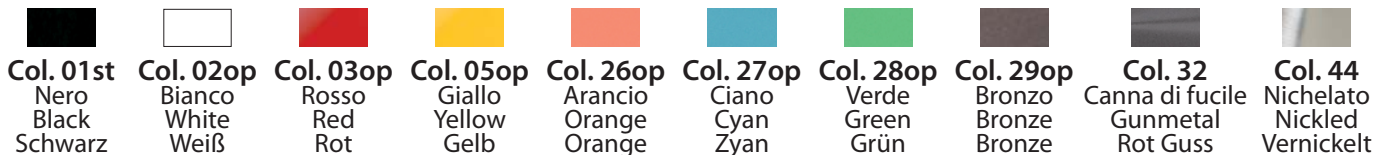
Fonte luminosa - Light sources - Leuchtmittel **1 x Citizen® 6W • LED 3000°K • 475 lm • Ra85**

Versioni - Available - Versionen **230V (Europe) - 120V (USA - Japan) - 240V (England)**
(fittings come with appropriate plug feeder)


Classe di isolamento - Insulation Class - Isolierungsklasse **III**

Classe di protezione - Protection Class - Protektionsgrad **IP20**

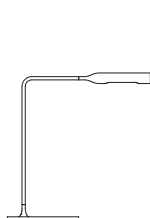
Imballo - Packaging - Verpackung **0,018m³ - 2,6Kg**



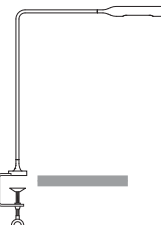
st: soft touch paint - op: mat paint



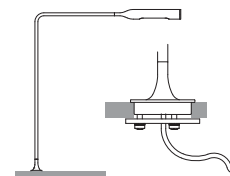
Cod. 945
Flo Floor



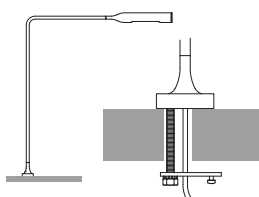
Cod. 950
Flo Bedside




Cod. 955
Flo Clamp



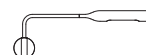
Cod. 960
Flo Grommet F46



Cod. 962
Flo Grommet F20



Cod. 971
Flo Lounge




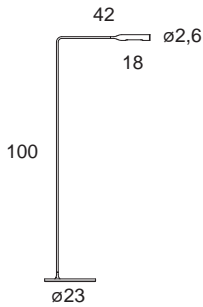
Cod. 975 - 976
Flo Wall

Flo Lounge

Designer

Foster + Partners - 2012

LED lights for floor, in varnish coated aluminium and steel. Its head rotates by 300° for direct lighting, arms pivot on their bases by 120°. LED 3W by Citizen® 3.000° K, which you can switch on with one click for full light intensity, with two clicks for half light intensity. The maximum energy absorption is 5W.



Denominazione - Name - Name **Flo Lounge (cod. 971)**

Certificazioni - Certificates - Prüfzeichen **CE**

Normative - Norms - Normen **EN 60-598-1 (CEI 34-21)**

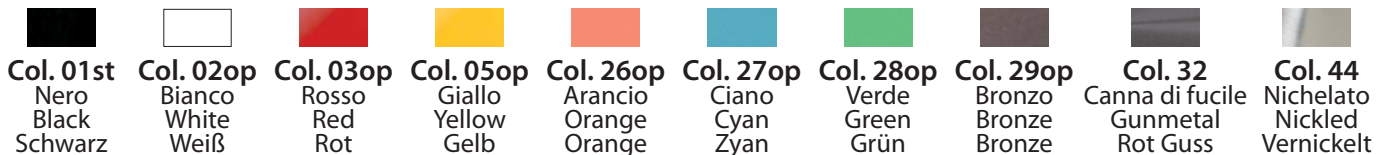
Fonte luminosa - Light sources - Leuchtmittel **1 x Citizen® 3W • LED 3000°K • 250 lm • Ra85**
230V (Europe) - 120V (USA - Japan) - 240V (England)
(fittings come with appropriate plug)

Versioni - Available - Versionen

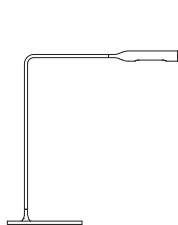
Classe di isolamento - Insulation Class - Isolierungsklasse **III**

Classe di protezione - Protection Class - Protektionsgrad **IP20**

Imballo - Packaging - Verpackung **0,053m³ - 4,8Kg**



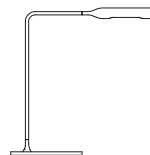
st: soft touch paint - op: mat paint



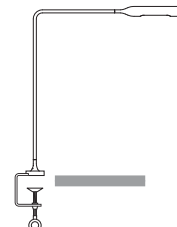
Cod. 940
Flo Desk



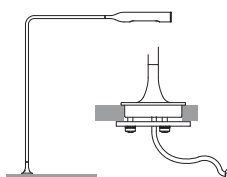
Cod. 945
Flo Floor



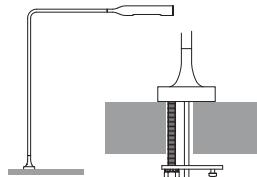
Cod. 950
Flo Bedside



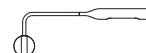
Cod. 955
Flo Clamp



Cod. 960
Flo Grommet F46



Cod. 962
Flo Grommet F20





Cod. 975 - 976
Flo Wall

Flo Floor

Designer

Foster + Partners - 2011

LED lights for floor, in varnish coated aluminium and steel. Its head rotates by 300° for direct lighting, arms pivot on their bases by 120°. LED 6W by Citizen® 3.000° K, which you can switch on with one click for full light intensity, with two clicks for half light intensity. The maximum energy absorption is 8W.



Denominazione - Name - Name **Flo Floor (cod. 945)**

Certificazioni - Certificates - Prüfzeichen **CE**

Normative - Norms - Normen **EN 60-598-1 (CEI 34-21)**

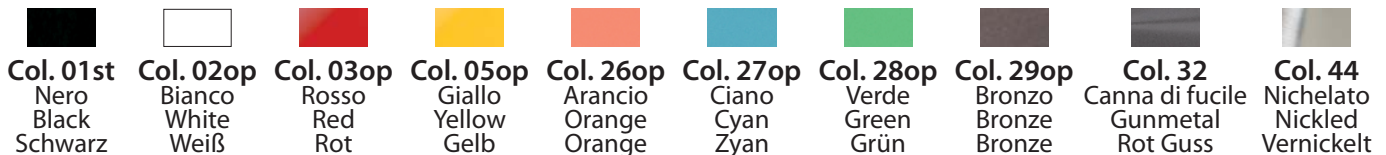
Fonte luminosa - Light sources - Leuchtmittel **1 x Citizen® 6W • LED 3000°K • 475 lm • Ra85**

Versioni - Available - Versionen **230V (Europe) - 120V (USA - Japan) - 240V (England)**
(fittings come with appropriate plug feeder)

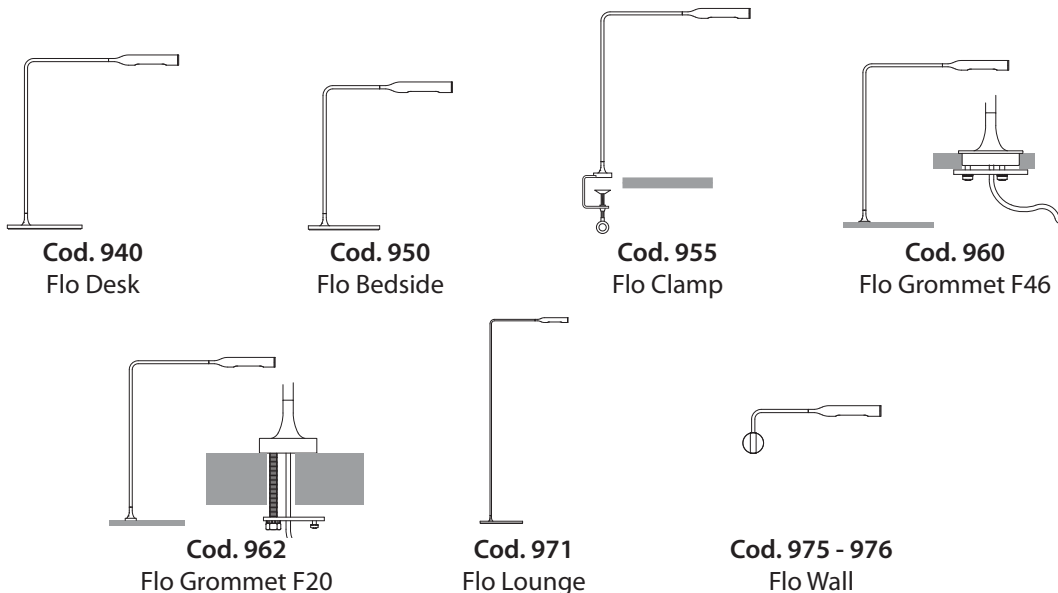
Classe di isolamento - Insulation Class - Isolierungsklasse **III**

Classe di protezione - Protection Class - Protektionsgrad **IP20**

Imballo - Packaging - Verpackung **0,053m³ - 4,8Kg**



st: soft touch paint - op: mat paint

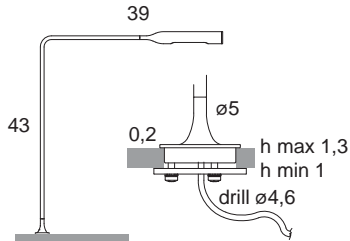


Flo Grommet F46

Designer

Foster + Partners - 2012

A light fitting in aluminium and steel, to be mounted on surfaces like desks, shelves, etc. with an arm pivoting on its base by 90°+90°. Its head rotates by 155°+155°. Lighting source is an LED by Citizen® 6W - 3.000° K, which you can switch on with one click for full light intensity, with two clicks for half light intensity. The maximum energy absorption is 8W.



Denominazione - Name - Name **Flo Grommet F46 (cod. 960)**

Certificazioni - Certificates - Prüfzeichen **CE**

Normative - Norms - Normen **EN 60-598-1 (CEI 34-21)**

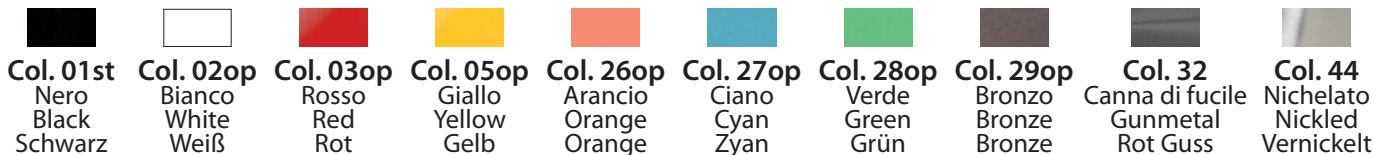
Fonte luminosa - Light sources - Leuchtmittel **1 x Citizen® 6W • LED 3000°K • 475 lm • Ra85**

Versioni - Available - Versionen **230V (Europe) - 120V (USA - Japan) - 240V (England)**
(fittings come with appropriate plug feeder)

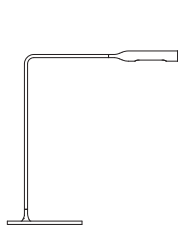
Classe di isolamento - Insulation Class - Isolierungsklasse **III**

Classe di protezione - Protection Class - Protektionsgrad **IP20**

Imballo - Packaging - Verpackung **0,024m³ - 1,6Kg**



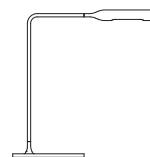
st: soft touch paint - op: mat paint



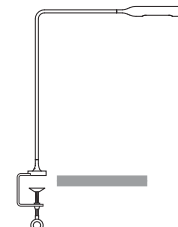
Cod. 940
Flo Desk



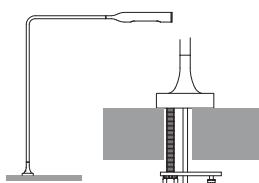
Cod. 945
Flo Floor




Cod. 950
Flo Bedside



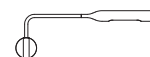
Cod. 955
Flo Clamp



Cod. 962
Flo Grommet F20



Cod. 971
Flo Lounge



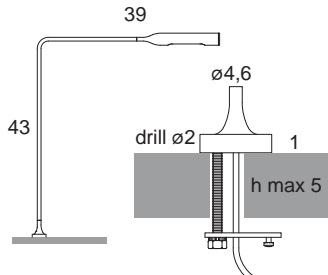
Cod. 975 - 976
Flo Wall

Flo Grommet F20

Designer

Foster + Partners - 2012

A light fitting in aluminium and steel, to be mounted on surfaces like desks, shelves, etc. with an arm pivoting on its base by 90°+90°. Its head rotates by 155°+155°. Lighting source is an LED by Citizen® 6W - 3.000° K, which you can switch on with one click for full light intensity, with two clicks for half light intensity. The maximum energy absorption is 8W.



Denominazione - Name - Name **Flo Grommet F20 (cod. 962)**

Certificazioni - Certificates - Prüfzeichen **CE**

Normative - Norms - Normen **EN 60-598-1 (CEI 34-21)**











Fonte luminosa - Light sources - Leuchtmittel **1 x Citizen® 6W • LED 3000°K • 475 lm • Ra85**

Versioni - Available - Versionen **230V (Europe) - 120V (USA - Japan) - 240V (England)**
(fittings come with appropriate plug feeder)

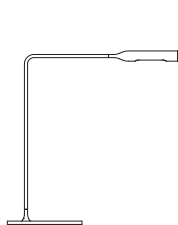
Classe di isolamento - Insulation Class - Isolierungsklasse **III**

Classe di protezione - Protection Class - Protektionsgrad **IP20**

Imballo - Packaging - Verpackung **0,024m³ - 1,6Kg**

									
Col. 01st Nero Black Schwarz	Col. 02op Bianco White Weiß	Col. 03op Rosso Red Rot	Col. 05op Giallo Yellow Gelb	Col. 26op Arancio Orange Orange	Col. 27op Ciano Cyan Zyan	Col. 28op Verde Green Grün	Col. 29op Bronzo Bronze Bronze	Col. 32 Canna di fucile Gunmetal Rot Guss	Col. 44 Nichelato Nickled Vernickelt

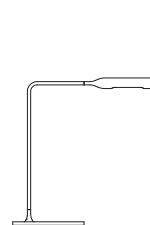
st: soft touch paint - op: mat paint



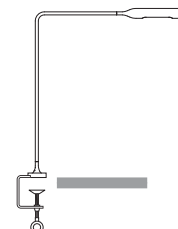
Cod. 940
Flo Desk



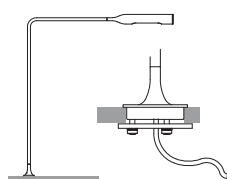
Cod. 945
Flo Floor




Cod. 950
Flo Bedside



Cod. 955
Flo Clamp



Cod. 960
Flo Grommet F46



Cod. 971
Flo Lounge



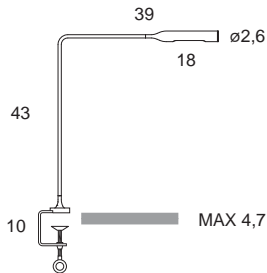
Cod. 975 - 976
Flo Wall

Flo Clamp

Designer

Foster + Partners - 2011

LED clamp lights, in varnish coated aluminium and steel, to be mounted on surfaces like desks, shelves, etc. with an arm pivoting on its base by 360°. Its head rotates by 155°+155°. Lighting source is an LED by Citizen® 6W - 3.000° K, which you can switch on with one click for full light intensity, with two clicks for half light intensity. The maximum energy absorption is 8W.



Denominazione - Name - Name **Flo Clamp (cod. 955)**

Certificazioni - Certificates - Prüfzeichen **CE**

Normative - Norms - Normen **EN 60-598-1 (CEI 34-21)**

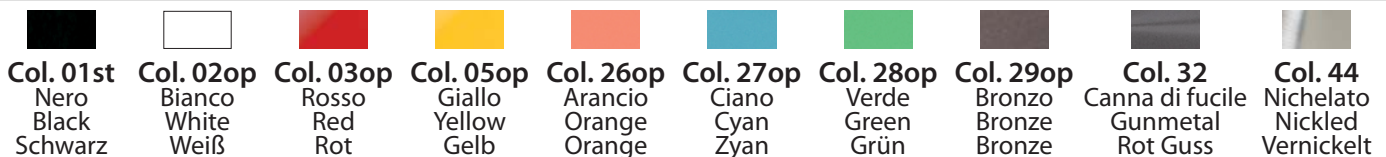
Fonte luminosa - Light sources - Leuchtmittel **1 x Citizen® 6W • LED 3000°K • 475 lm • Ra85**
230V (Europe) - 120V (USA - Japan) - 240V (England)
(fittings come with appropriate plug feeder)

Versioni - Available - Versionen

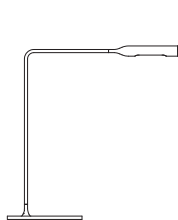
Classe di isolamento - Insulation Class - Isolierungsklasse **III**

Classe di protezione - Protection Class - Protektionsgrad **IP20**

Imballo - Packaging - Verpackung **0,024m³ - 1,8Kg**



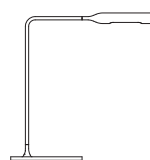
st: soft touch paint - op: mat paint



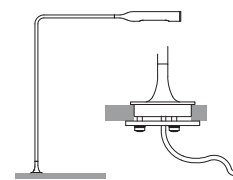
Cod. 940
Flo Desk



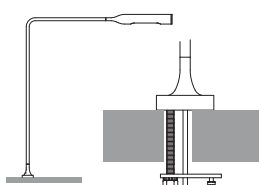
Cod. 945
Flo Floor




Cod. 950
Flo Bedside



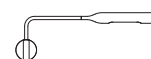
Cod. 960
Flo Grommet F46



Cod. 962
Flo Grommet F20



Cod. 971
Flo Lounge



Cod. 975 - 976
Flo Wall